


# ASHRAE Region VI CRC

## Track III: Session 4

### Dedicated Outdoor Air Systems

---



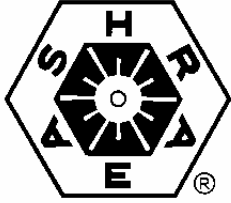
**Steven T. Taylor, PE**  
**Principal**  
**Taylor Engineering**

This program is registered with the AIA/CES for continuing professional education.

---

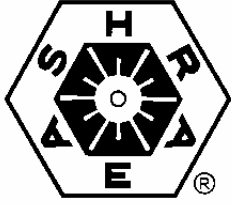
**As such, it does not include content that may be deemed or construed to be an approval or endorsement by the AIA of any material of construction or any method or manner of handling, using, distributing, or dealing in any material or product. Questions related to specific materials, methods, and services will be addressed at the conclusion of this presentation.**





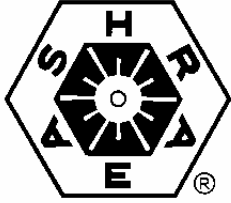
# Learning Objectives

- ❑ **Recognize situations where dedicated outdoor air systems are advantageous**
- ❑ **Understand the characteristic strengths and weaknesses of each type of dedicated outdoor air system**
- ❑ **Outline the various dedicated outdoor air system control schemes and optimal applications**



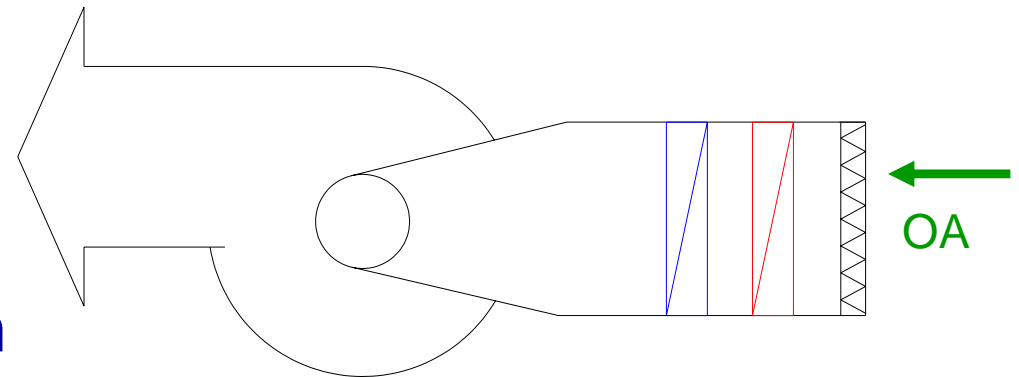
# Agenda

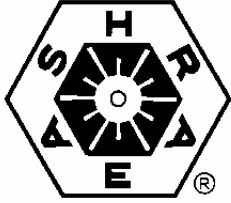
- **Dedicated outdoor air systems**
  - Definitions
  - True DOAS vs. Pre-conditioning systems
- **Design options and examples**
  - Pre-conditioning systems
  - DOAS
- **Advantages and disadvantages**



# Dedicated Outdoor Air Options

- ❑ **All options are based 100% outdoor air handling unit with preconditioning capability**
  - ❑ Air cleaning/filtration
  - ❑ Preheating
  - ❑ Cooling
  - ❑ Dehumidification
  - ❑ Possible humidification
  - ❑ Possible heat recovery
  - ❑ Possible reheat
- ❑ **Another system is provided for sensible cooling of space loads**





# Dedicated Outdoor Air Options

## ❑ OAHU ducted to a central VAV system

- ❑ Inlet side of AHU (series)
- ❑ Outlet side of AHU (parallel)

### Pre-conditioning

– other than pre-treatment, remainder of system is conventional

## ❑ OAHU ducted to each zone with zonal system for space sensible cooling/heating

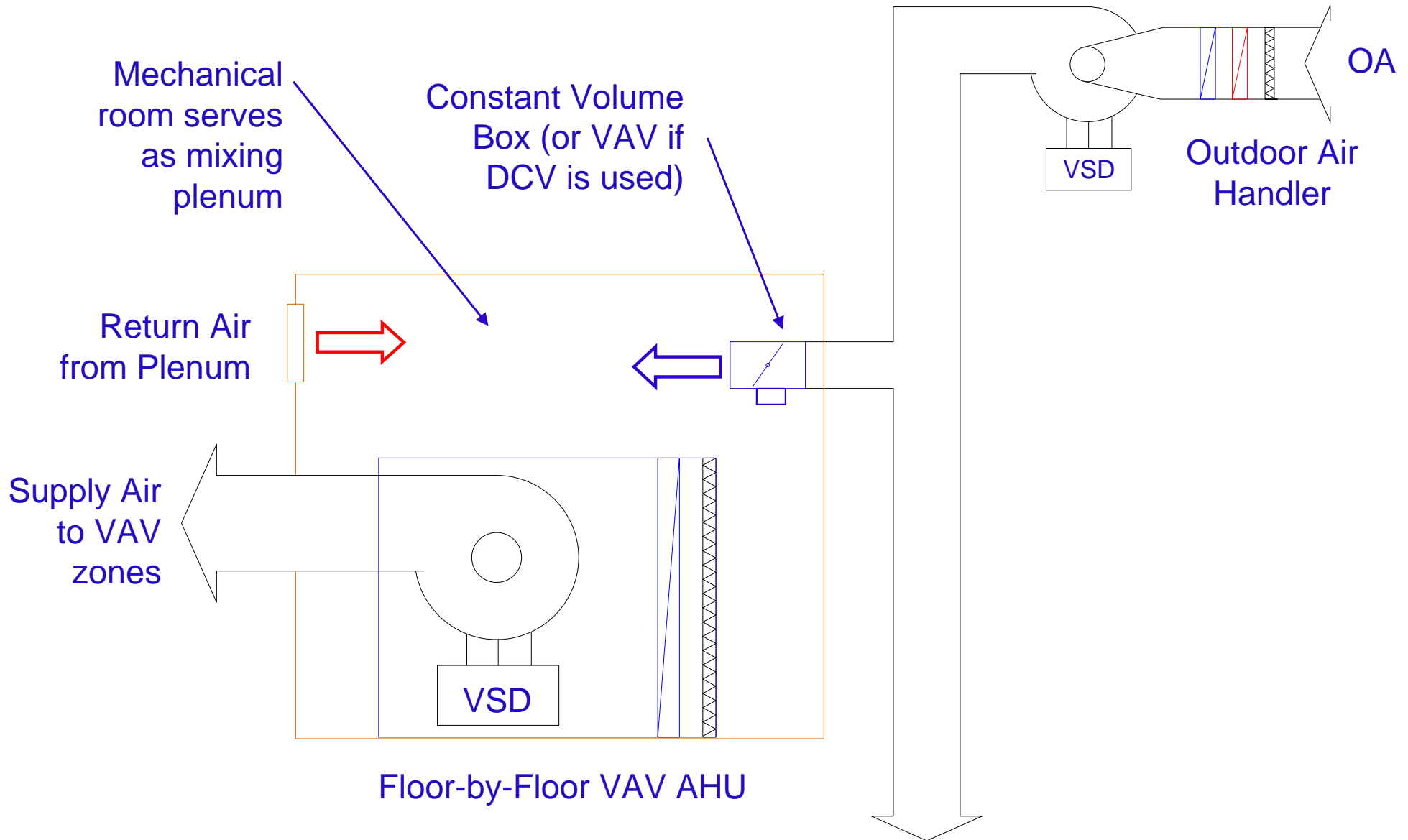
- ❑ Inlet of zone terminal units
- ❑ Discharge of zone terminal units
- ❑ Dual duct VAV boxes served also by central VAV system
- ❑ Separate diffusers + fan-coils
- ❑ Separate diffusers + radiant system

### True DOAS –

separates ventilation & dehumidification from space sensible loads

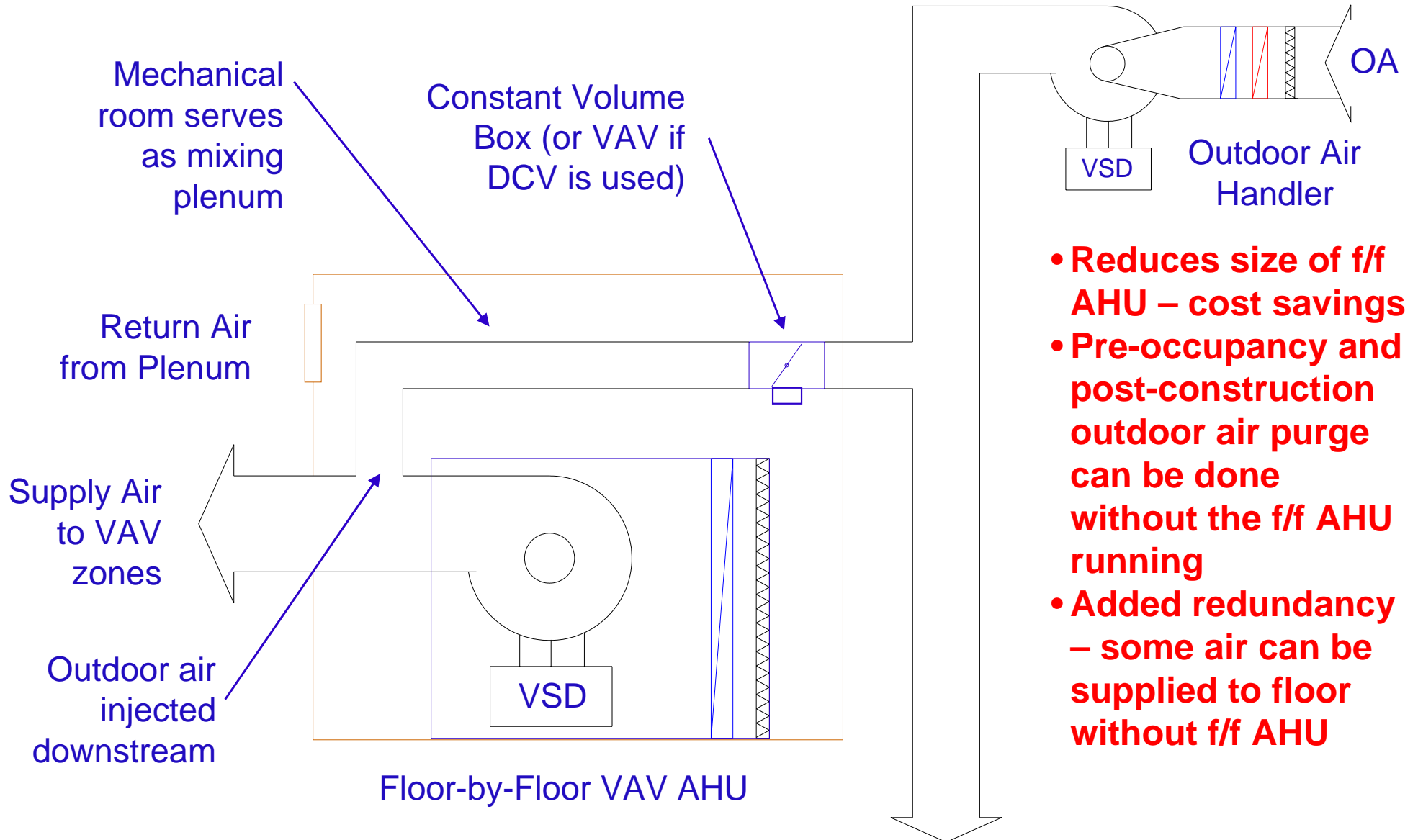


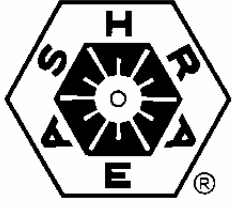
# Example Pre-Conditioning Series Arrangement





# Example Pre-Conditioning Parallel Arrangement

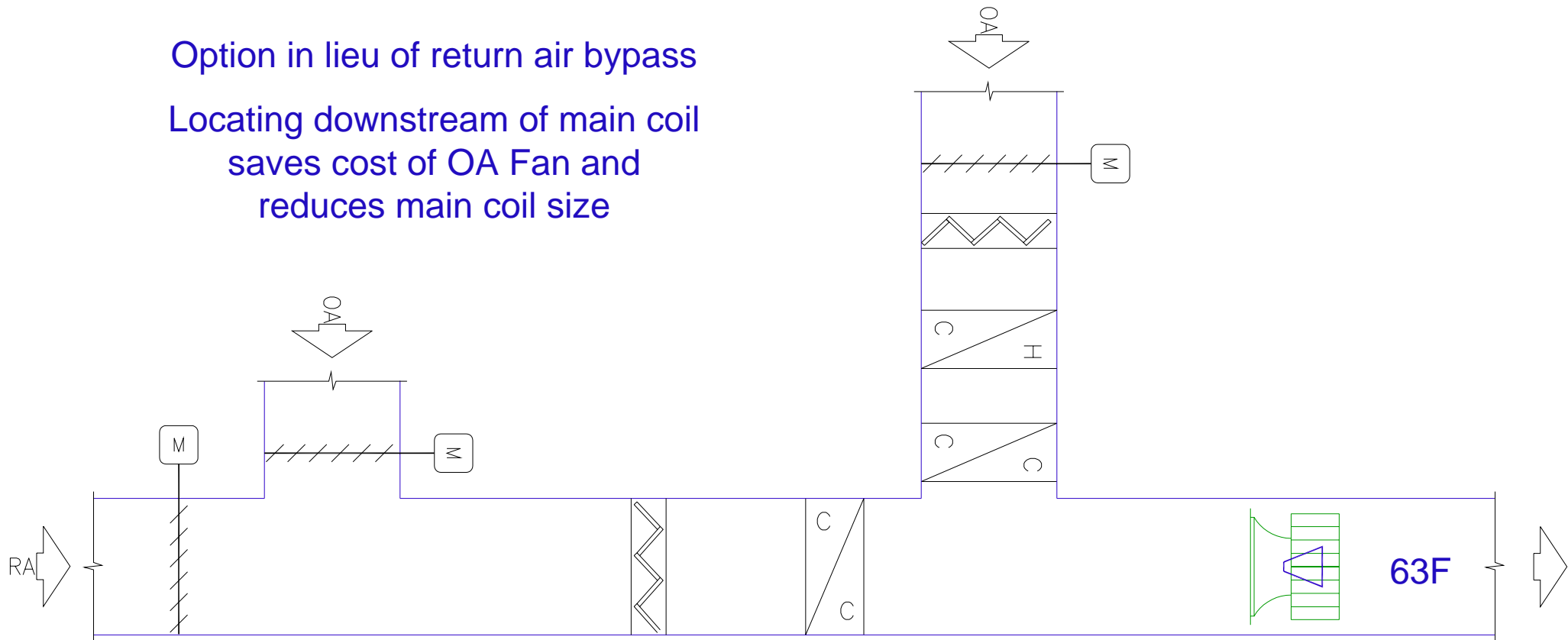




# Underfloor System Precooling

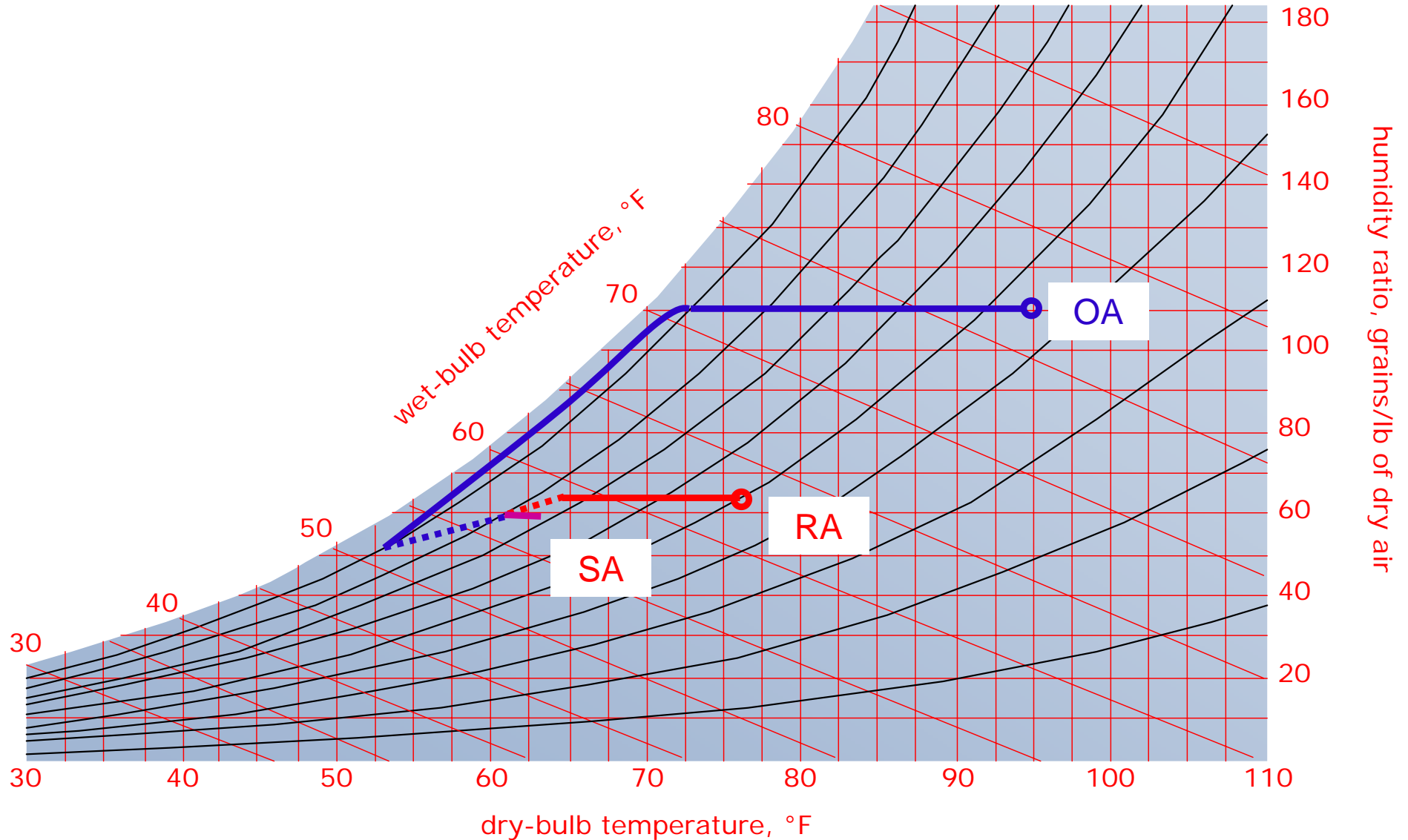
Option in lieu of return air bypass

Locating downstream of main coil  
saves cost of OA Fan and  
reduces main coil size





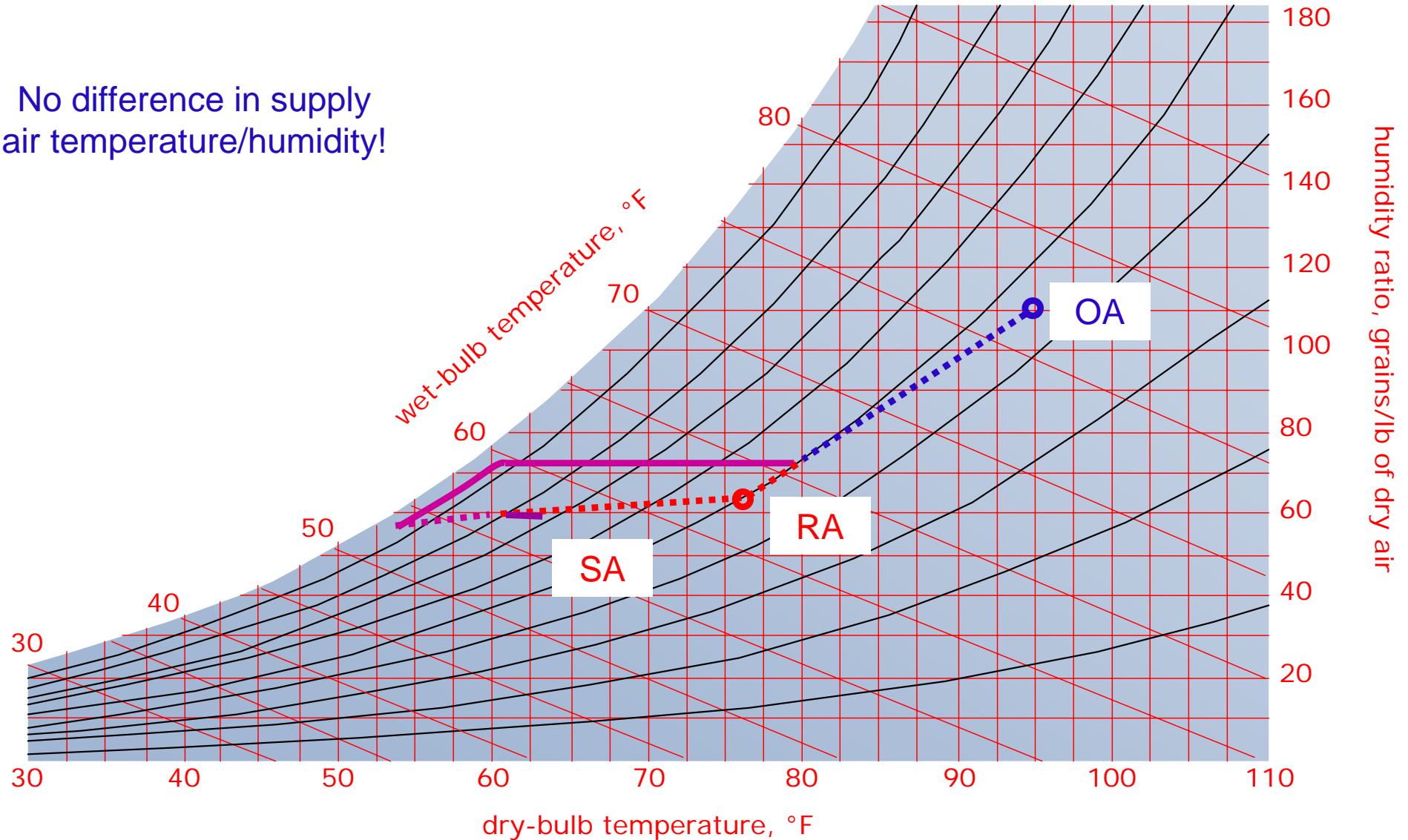
# Underfloor System Precooling





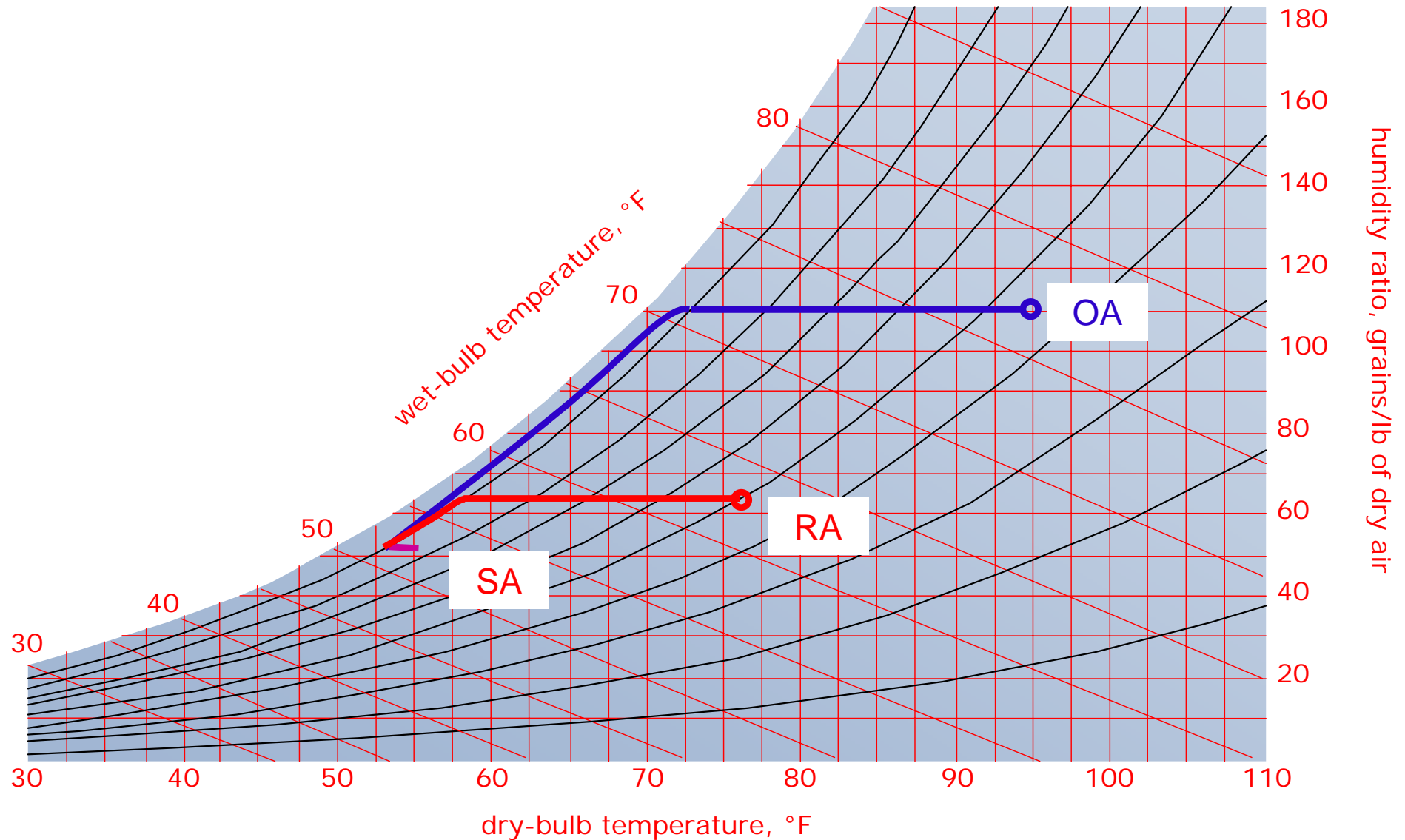
# Underfloor System RA Bypass

No difference in supply air temperature/humidity!





# VAV System Precooling

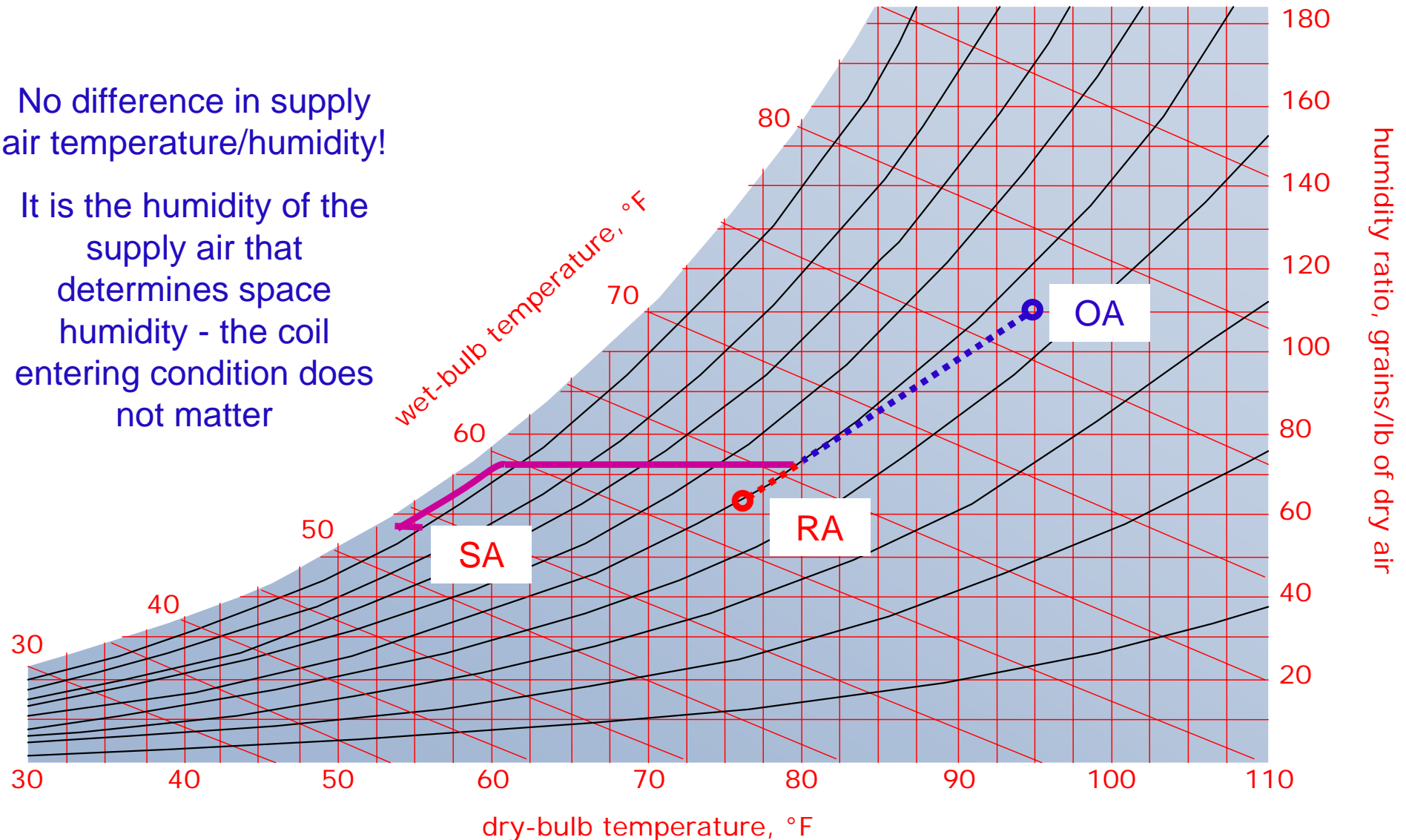


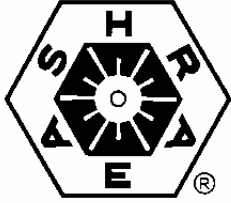


# VAV System without pre-cooling

No difference in supply air temperature/humidity!

It is the humidity of the supply air that determines space humidity - the coil entering condition does not matter





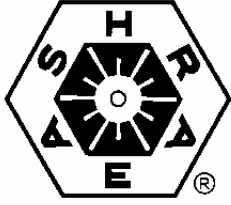
# Pre-Conditioning w/VAV Systems

## ❑ No advantages

- ❑ VAV inherently dehumidifies at standard supply air temperatures (e.g. 55F)
- ❑ Still need outdoor airflow measurement and control – mixed air plenum pressures vary
- ❑ Still need to deal with Standard 62.1 “multiple spaces” issues and inefficiencies

## ❑ Only may make sense:

- ❑ If used in parallel arrangement in f/f system if you can reduce costs of f//f AHUs
- ❑ In underfloor or displacement systems with warm supply air temperature in humid climates if less expensive than return air bypass



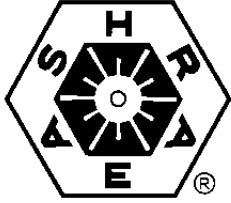
# DOAS

Outdoor air ducted to zone, all latent cooling done by OAHU

- ❑ **Common DOAS Claim: “Outdoor air rates are lower than central systems due to multiple spaces inefficiencies”**

$$V_{ot} = \frac{\sum (R_P P_D D + R_B A_B)}{E_V}$$

- ❑ **Not always so:**
  - ❑ Occupant diversity largely offsets multiple spaces inefficiency
  - ❑ Need ~15 to 30 cfm/p to handle latent load (depending on activity level and supply air temperature) – new Standard 62 rates are much lower for densely occupied spaces
- ❑ **Rates tend to be higher for DOAS vs. VAV for densely occupied spaces and lower for spaces with relatively large “building component” rates such as offices**



# Small School example

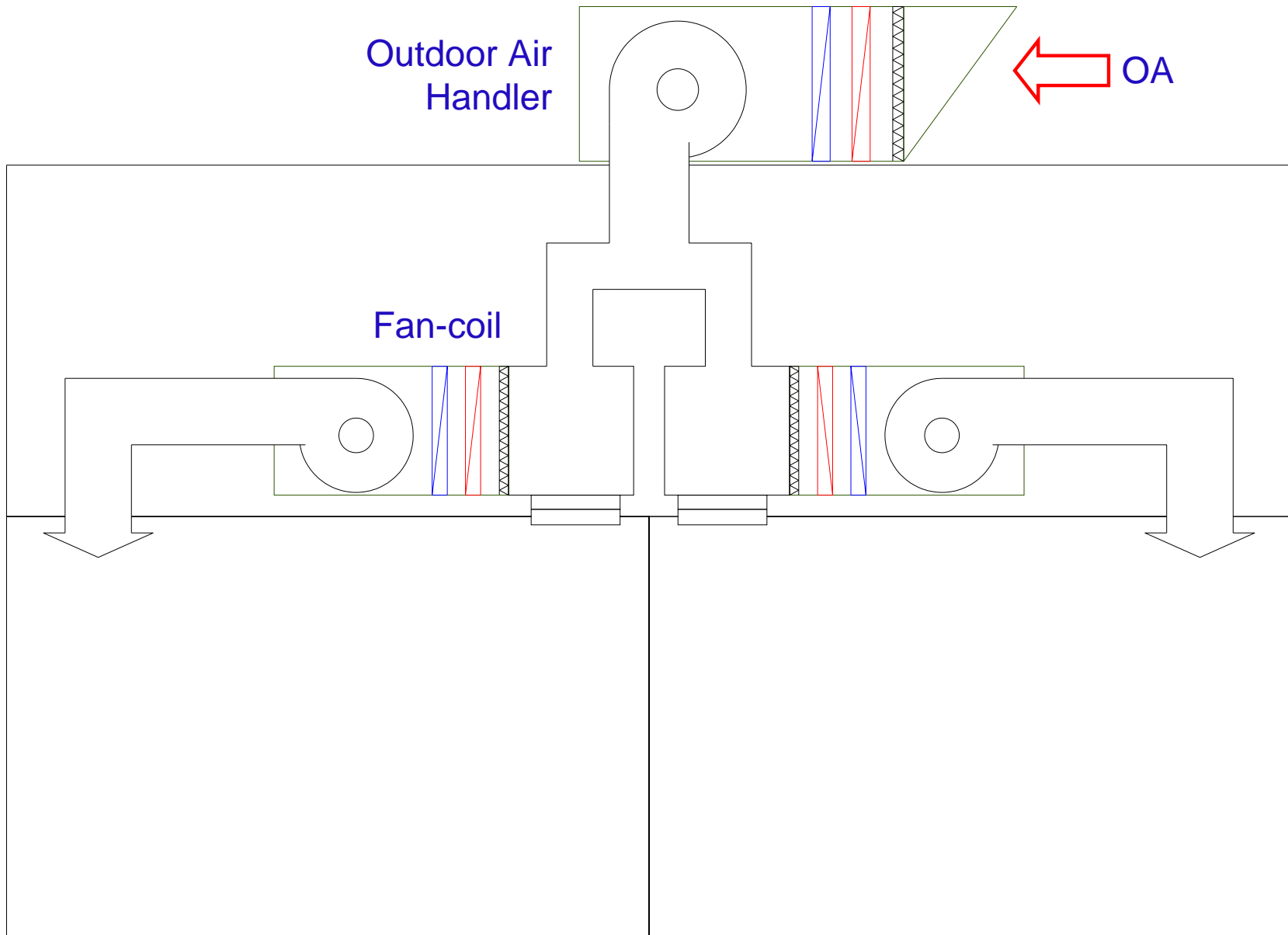
## OA Intake Flow Summary

Ventilation System	OA Intake Vot	
Single-Zone Clg	8,900	No population diversity credit
Single-Zone Htg	11,100	Penalty for "too warm" htg air
100% OA – CV	8,900	No population diversity credit
100% OA – VAV	7,040	Credit for population distribution
VAV Default Ev	10,800	Conservatively low default Ev value
VAV Calculated Ev	8,400	Equations for more accurate Ev
Series FP VAV	7,600	Two ventilation paths, highest Ev

Developed by Dennis Stanke, Trane

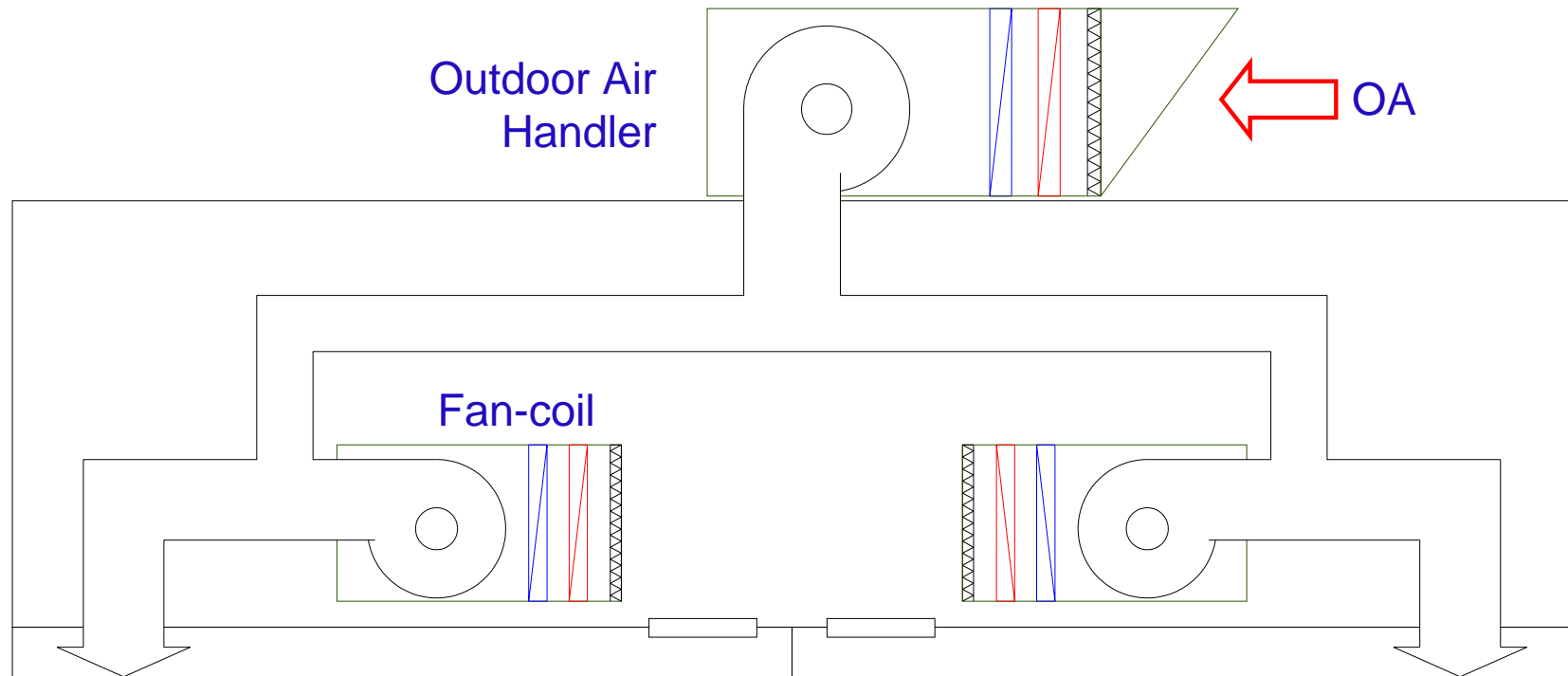


# DOAS in series with Fan-coils or Heat Pumps





# DOAS in parallel with Fan-coils or Heat Pumps


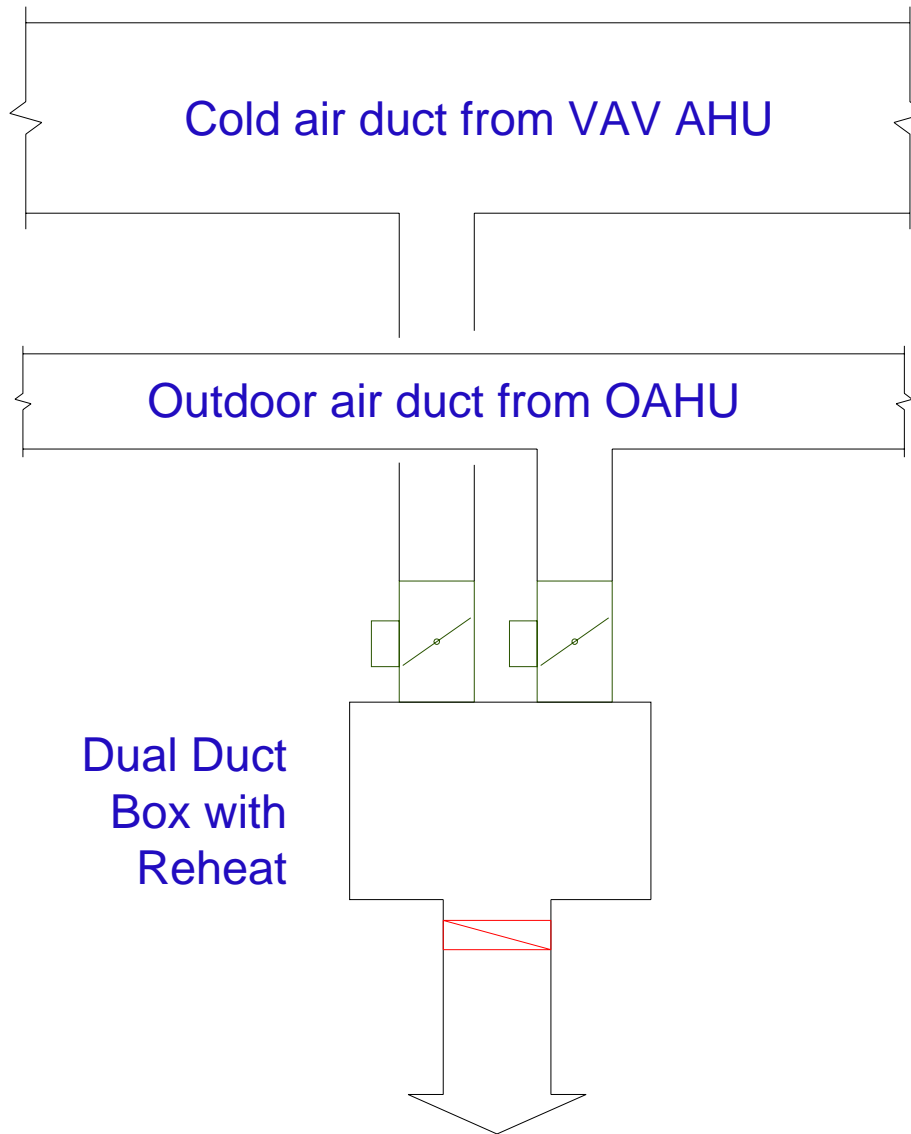


Preferred to series arrangement:

- Reduces size of fan-coil (airflow and tonnage)
- Allows proper cfm/ton ratio for packaged terminal units
- DOAS may run at night for pressurization in humid climates
- DOAS may run alone for pre-occupancy and post-construction purge
- Allows fan-coils to cycle on calls for heat/cool

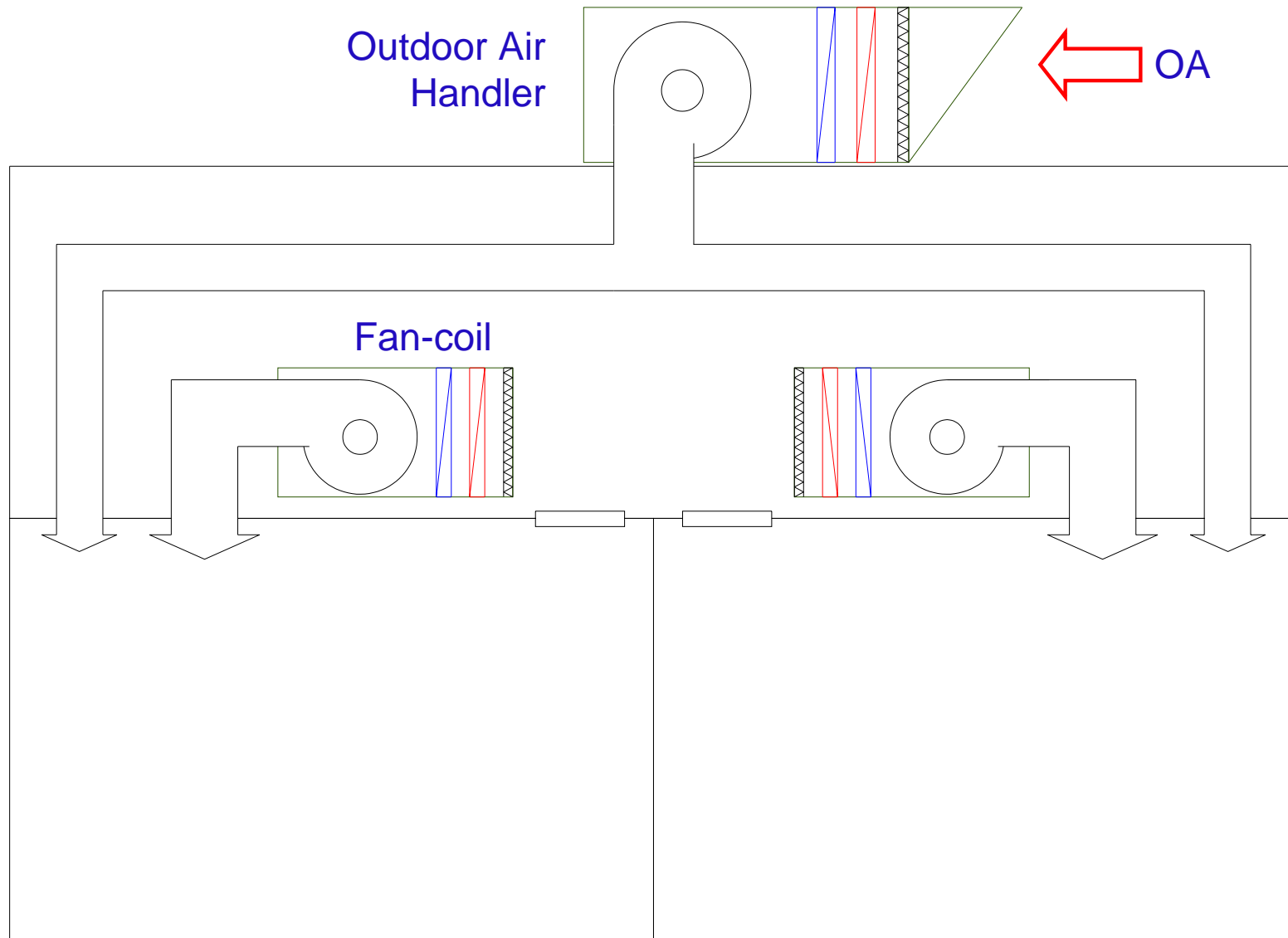


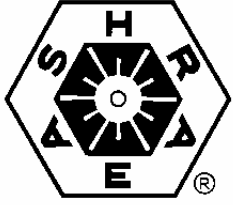
# DOAS with dual duct boxes



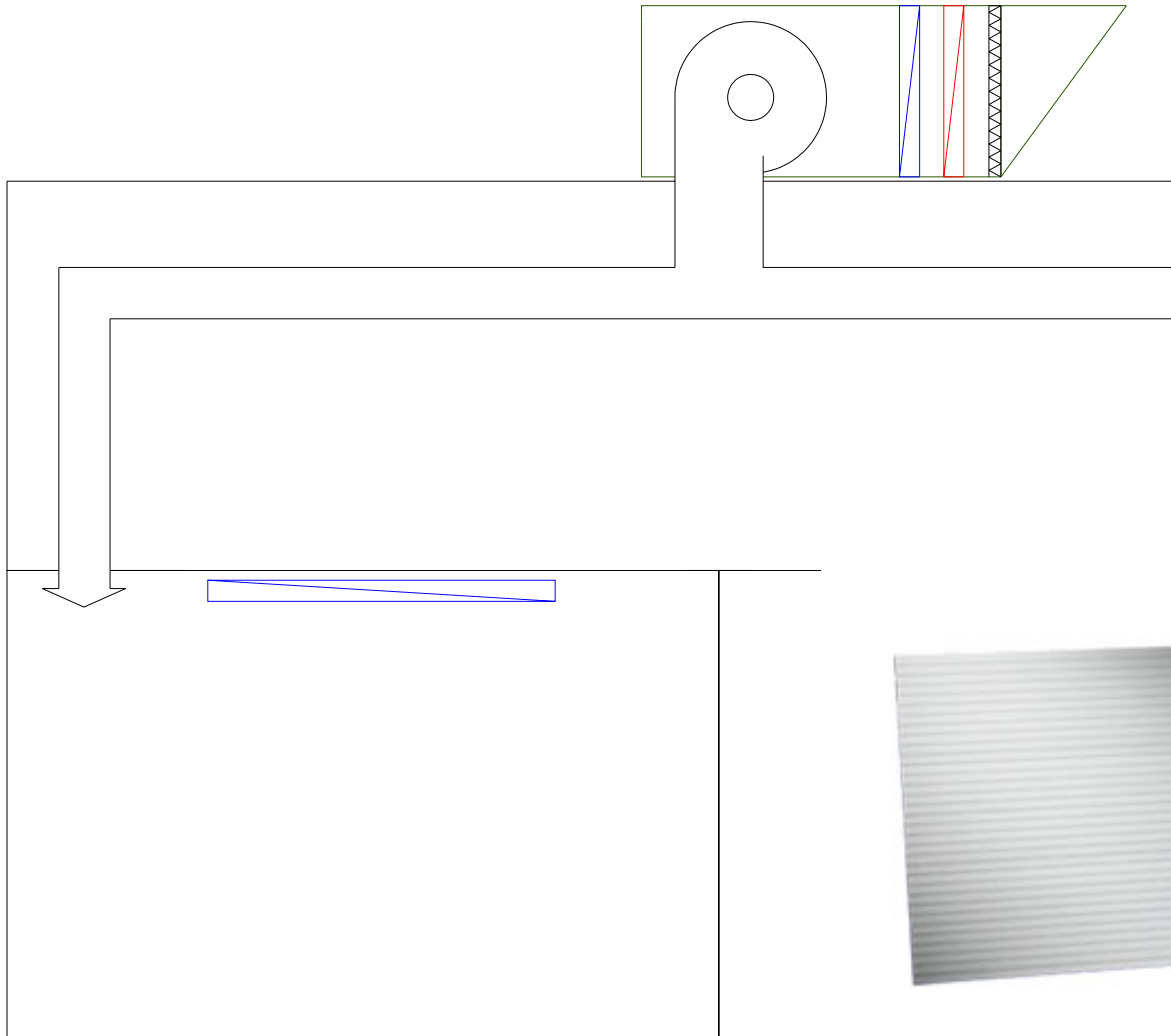


# DOAS with Separate Diffusers & Fan-coils or Heat Pumps





# DOAS with Flat Panel Radiant





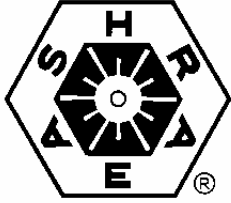
# DOAS with Chilled Beams



Active Chilled Beams  
(OA is supplied through beam  
to improve capacity through  
induction)



Passive chilled beam  
(Radiation and  
convection only)



# Radiant advantages & disadvantages

## □ Advantages

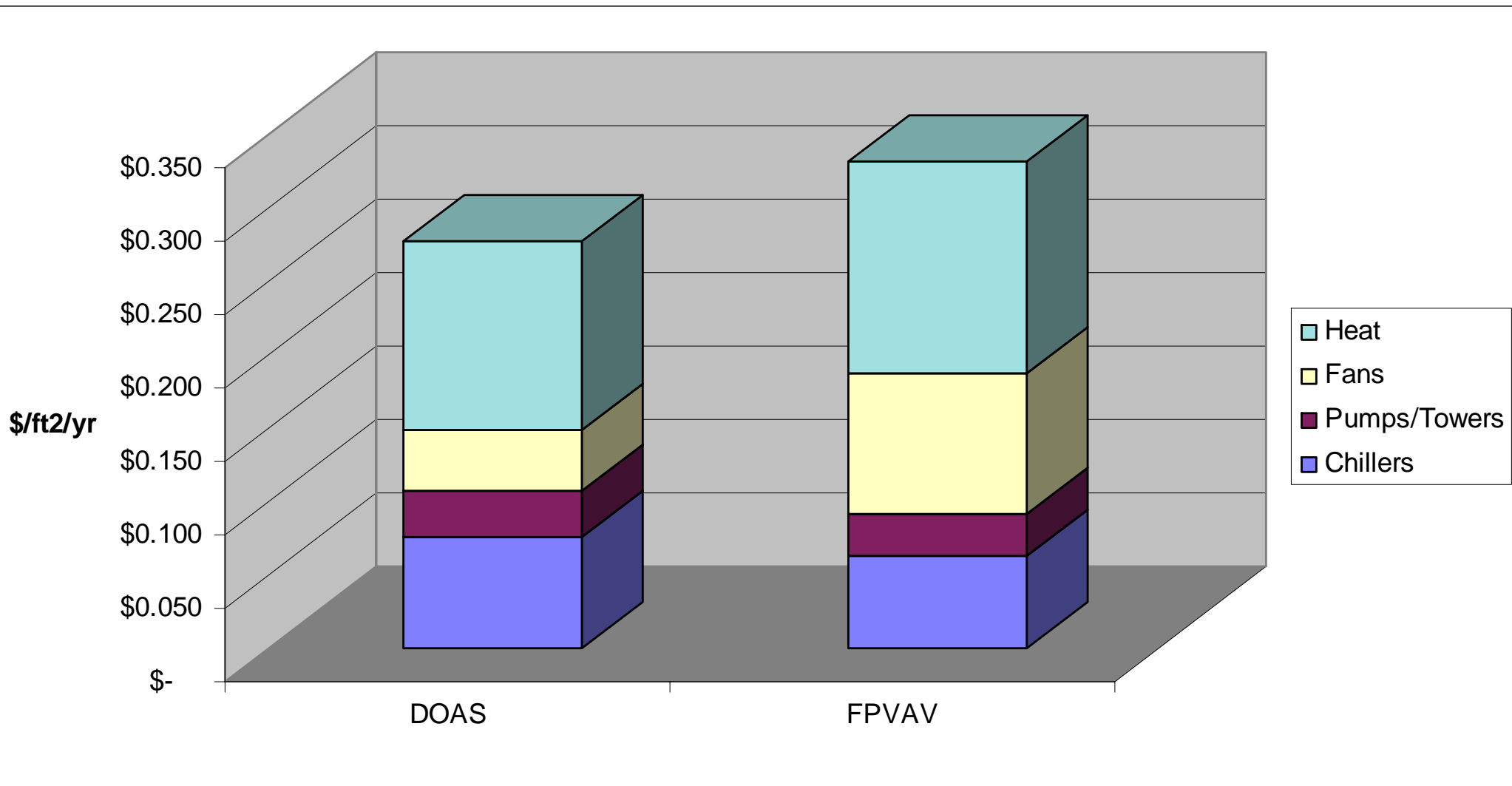
- Quiet
- Little ceiling space required
- Possibly improved comfort
- No zonal fan energy
- No zonal filters/coils/fans

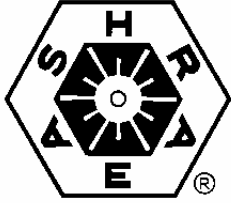
## □ Disadvantages

- Cost
- Low capacity – requires low space loads
- Ceiling aesthetics
- Chiller plant required
- Limited ceiling access
- Dewpoint control, condensation considerations
  - May require increased outdoor air; or sub-cooling with reheat or runaround coil at OAHU if latent loads are high



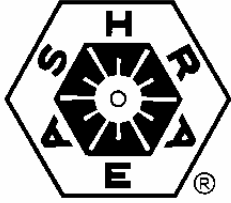
# DOAS/Chilled Beam vs. Parallel Fan-powered VAV Milwaukee Office





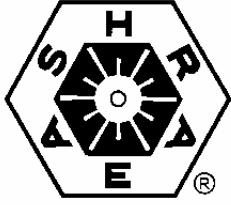
# DOAS Enhancements

- ❑ **Supply OA cold without reheat**
  - ❑ Reduces capacity required of zonal systems
  - ❑ Reduces first costs
  - ❑ Reduces energy costs
  - ❑ Exception: high latent load, low sensible load applications like theaters
- ❑ **Use heat recovery on OAHU per 90.1**
  - ❑ And even in milder climates if OAHU runs 24/7
  - ❑ Make sure building is still pressurized – may eliminate this option in offices
- ❑ **Use water-side economizer if cooling tower available**
- ❑ **Consider TES in areas with high demand charges**
  - ❑ Also allows cold supply air temperature for radiant panel applications with high latent loads
- ❑ **Reset OAHU supply air temperature based on zone feedback to minimize overcooling in mild weather**
- ❑ **Use CO2 sensors and VAV control of outdoor air for densely occupied spaces**
  - ❑ Use of pressure independent VAV boxes at zones also allows for off-hour isolation of areas and outdoor air setpoints can be changed without rebalancing



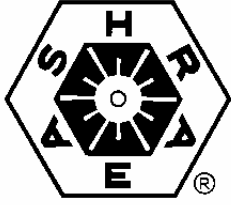
# Advantages of DOAS

- ❑ **Assures design outdoor air rates delivered to space**
  - ❑ No “multiple spaces” issues
  - ❑ No concerns about minimum airflow setpoints and controls
  - ❑ Outdoor air rates are usually NOT lower than VAV systems
- ❑ **No complex outdoor airflow measurement/control devices**
  - ❑ See slides from Session 2
- ❑ **Assures space maximum humidity levels are maintained**
  - ❑ No coil bypass or reheat
  - ❑ No direct measurement of RH required
- ❑ **No economizer and mixing plenum**
  - ❑ No dampers to freeze up, maintain
  - ❑ No coil freeze problems from imperfect mixing
  - ❑ No RH/enthalpy sensors to maintain
- ❑ **Reduces fan energy if zonal system is passive (radiant, chilled beams)**
- ❑ **Reduces or eliminates reheat energy**
- ❑ **Less ceiling space required for duct mains**




# Disadvantages

- ❑ **Reduced annual outdoor air supply compared to systems with economizers**
  - ❑ Fisk study shows significant indoor air quality and associated health benefits from economizers
- ❑ **Lack of economizer may cause energy usage to be higher than a well designed VAV system in mild climates**
- ❑ **High maintenance costs of zonal fan-coils or heat pumps**
  - ❑ Filters, coils, fans, pans, etc.
- ❑ **Usually higher first costs depending on design details**
  - ❑ Need OA duct, CHW, and HW to each zone
  - ❑ 4-pipe fan-coils and heat pumps are typically twice as expensive as VAV zones
  - ❑ Savings in OAHU/duct sizes vs. VAV system AHU/duct sizes can offset the zone costs in some cases



# Questions?



Steven Taylor  
Taylor Engineering  
510.263.1540

[staylor@taylor-engineering.com](mailto:staylor@taylor-engineering.com)  
<http://www.taylor-engineering.com>